

LME / LME-U / LME-N

Signal Tower



LED



Cabtyre (LME-U)





90dB at 1m
(FB type)

Electronic Sound 2
(FB type)


ø60

IP65
(FB, L, K type: IP54)

NPN/PNP
Open collector



Reflection system



High visibility from any direction



Adjustable volume
Max. 90dB at 1m

Versatile, cost and energy efficient LED Signal Tower for every need.

- PATLITE's Exclusive Hybrid Prism Cut Lens: For enhanced visibility from any direction and distance.
- Original Dual Reflection System: For enhanced light diffusion, creating bright distinctive illumination while saving energy (Patent Pending).
- FB type: 2 selectable built-in alarms with adjustable volume up to 90dB at 1m.
- Installation: Direct or pole mount.
- Interchangeable LED module: No re-wiring even after installation.
- Main Body: Superior impact and heat resistant ABS resin.
- Lens: Superior weather resistant and light translucent AS resin.
- NPN/PNP Compatible: Except 100/220V AC LME-U type, compatible with NPN only.
- Available Colors: Red, Amber, Green, Blue, Clear/White.

LME-U type

- Available 24V AC/DC only.
- Silver Color Body.
- Cabtyre Cable: Versatile and flexible 3m cable.
- Pole-mount with circular mounting base or wall mount bracket as an optional accessory.

Available by Special Order

- UL type (E215660)