

# PATLITE

New Frontiers in Safety, Security and Comfort

## Model Types

### Pole Mount

**LCE-U**  
**LME-U** Continuous Light

**LCE-UFB**  
**LME-UFB** Continuous and  
Flashing Light  
with  
Audible Alarms

### Direct Mount

**LCE-UW**  
**LME-UW** Continuous Light

**LCE-UFBW**  
**LME-UFBW** Continuous and  
Flashing Light  
with  
Audible Alarms

Pre-assembled and pre-wired for easy  
ordering and installation

- ✦ Colors are available in Red, Yellow, Green, Blue, and Clear.
- ✦ LED modules are stackable and interchangeable after purchase (up to 5 LED modules).
- ✦ UL component recognized, CE compliant, and meets IP-65 standards.
- ✦ 10 foot sleeved cable.
- ✦ NPN and PNP open collector transistor compatible.
- ✦ FB types: Two selectable single-tone, intermittent alarms with adjustable volume to 85dB (at 1m).
- ✦ LCE-U Pole mount types include 300mm (11-<sup>3</sup>/<sub>4</sub> in) steel pole and mounting bracket (SZ-012) with nuts and washers. LME-U Pole mount types include aluminum pole with ABS top-mount bracket.

# The LCE-U and

# LME-U Series

Silver-color body LED Towers


Versatile, attractive towers  
with many options.

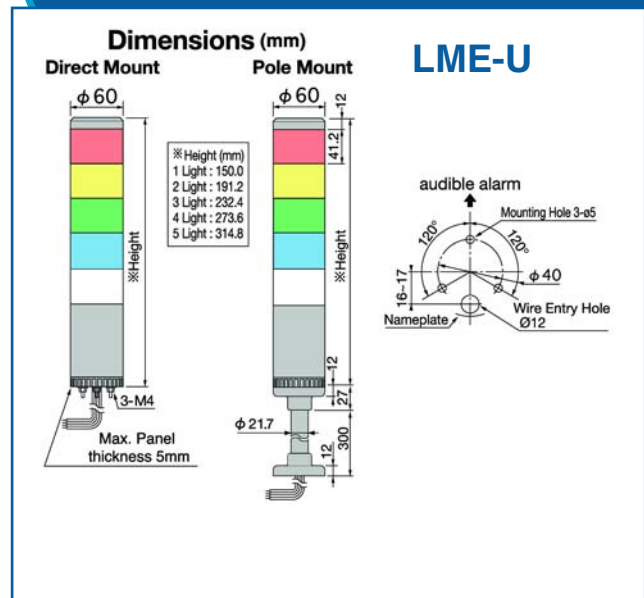
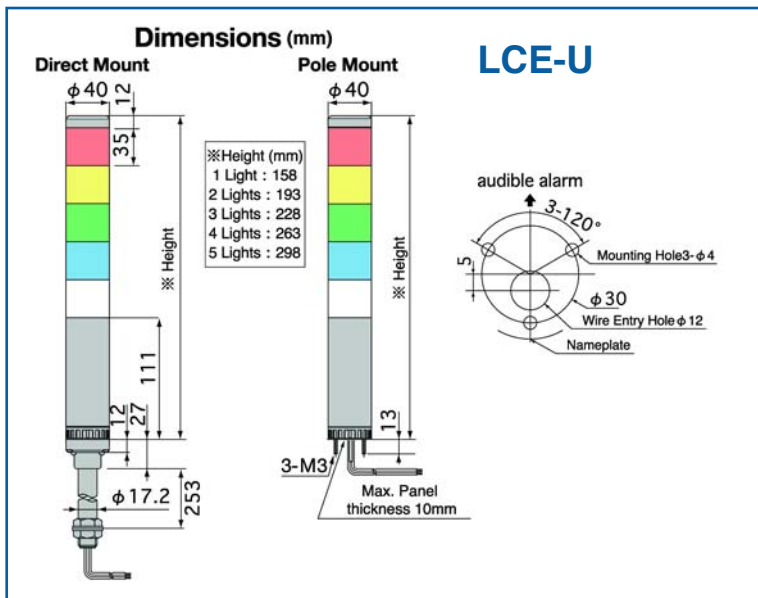
**LED** Type Light

c **UL** <sup>®</sup> us **CE**

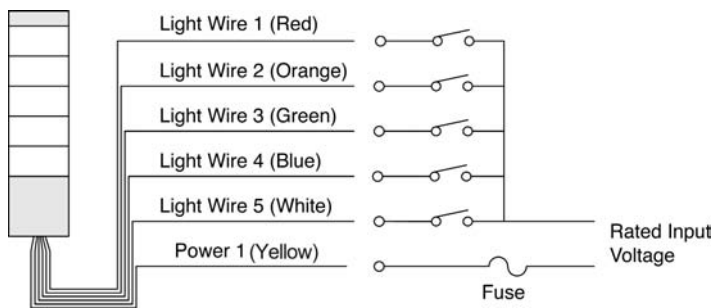
IP-65

AC/DC24V





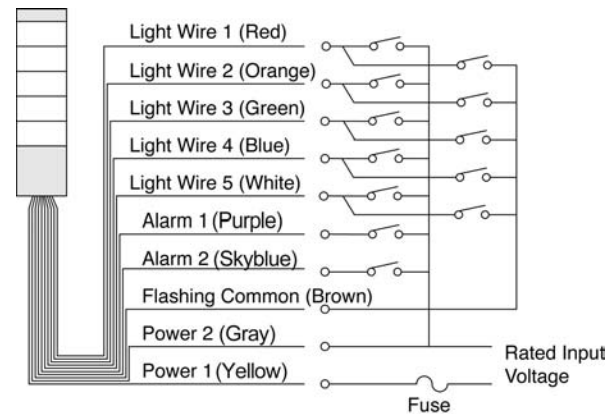
## Wiring Diagram — Continuous Only



Series	LCE-U	Modules					Alarms	
		Red	Yellow	Green	Blue	Clear	Steady	Inrush
Current* (mA)@24V		28	28	22	23	23	40	250

\* Typical, not guaranteed

## Wiring Diagram — Continuous and Flashing with Alarm(s)



Series	LME-U	Modules					Alarms	
		Red	Yellow	Green	Blue	Clear	Steady	Inrush
Current* (mA)@24V		53	53	20	20	20	40	250

\* Typical, not guaranteed

## How to Order (Example)

**LCE - 5 02 U FB - RYGB C**

Model:	Light Style:	Type:	Color:
LCE	1: 1 Light	Flashing/Buzzer or Continuous (no FB shown)	R: Red
LME	2: 2 Light		Y: Yellow
	3: 3 Light		G: Green
	4: 4 Light		B: Blue
	5: 5 Light		C: Clear
		Silver Body Color	(Top to Bottom)
		Rated Voltage:	
		02: DC24V	

## LCE-U

STYLE	MODEL	RATED VOLTAGE
1 LIGHT	Direct Mount LCE-102UW	AC/DC24V
	Pole Mount LCE-102UFBW	
2 LIGHT	Direct Mount LCE-202UW	AC/DC24V
	Pole Mount LCE-202UFBW	
3 LIGHT	Direct Mount LCE-302UW	AC/DC24V
	Pole Mount LCE-302UFBW	
4 LIGHT	Direct Mount LCE-402UW	AC/DC24V
	Pole Mount LCE-402UFBW	
5 LIGHT	Direct Mount LCE-502UW	AC/DC24V
	Pole Mount LCE-502UFBW	

## LME-U

STYLE	MODEL	RATED VOLTAGE
1 LIGHT	Direct Mount LME-102UW	AC/DC24V
	Pole Mount LME-102UFBW	
2 LIGHT	Direct Mount LME-202UW	AC/DC24V
	Pole Mount LME-202UFBW	
3 LIGHT	Direct Mount LME-302UW	AC/DC24V
	Pole Mount LME-302UFBW	
4 LIGHT	Direct Mount LME-402UW	AC/DC24V
	Pole Mount LME-402UFBW	
5 LIGHT	Direct Mount LME-502UW	AC/DC24V
	Pole Mount LME-502UFBW	

**PATLITE**

**PATLITE (U.S.A.) Corporation**

3860 Del Amo Blvd, Suite 401  
Torrance, CA 90503

Tel: (310) 214-3222 / (888) 214-2580

Fax: (310) 214-9999

Chicago Office: Tel (847) 781-6999

[www.patlite.com](http://www.patlite.com)

e-mail: sales@patlite.com