

WIRING	
1	1
2	2
3	3
4	4

REVISIONS			
REV.	DESCRIPTION	DATE	APPROVED
A	REDRAWN IN SW	3/14/2016	JJH

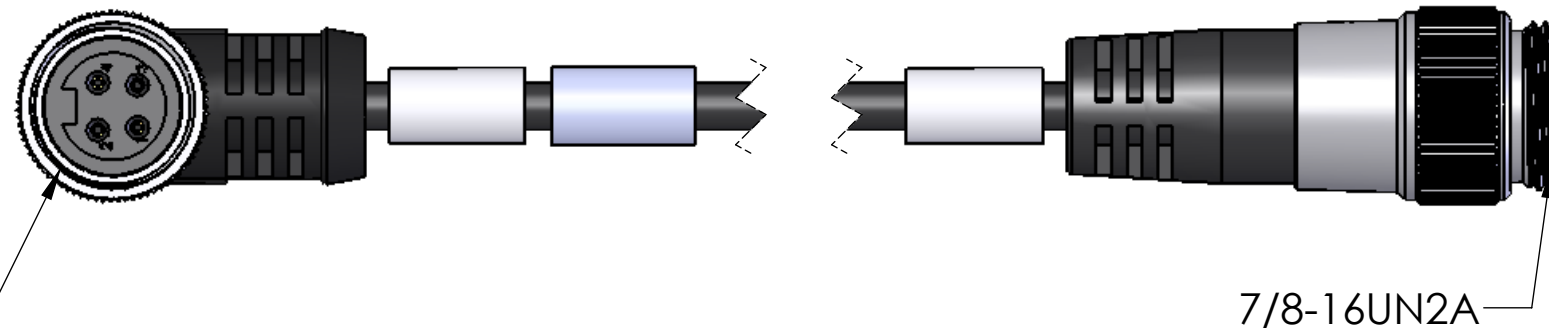
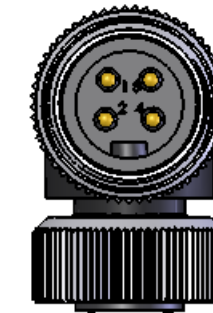
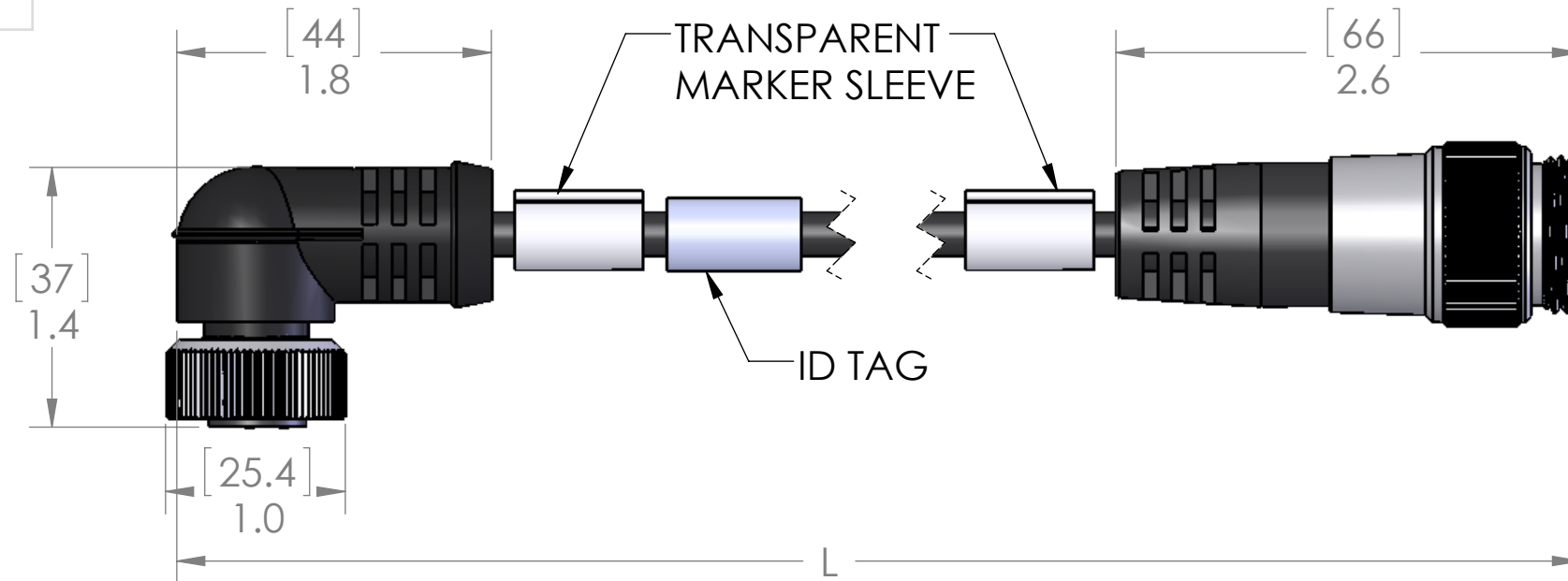


TABLE A	
P/N	L
MINCWF-4MFRPX-1M-B-SB50	40" [1m]
MINCWF-4MFRPX-2M-B-SB50	79" [2m]
MINCWF-4MFRPX-3M-B-SB50	118" [3m]
MINCWF-4MFRPX-4M-B-SB50	157" [4m]
MINCWF-4MFRPX-5M-B-SB50	197" [5m]
MINCWF-4MFRPX-6M-B-SB50	236" [6m]
MINCWF-4MFRPX-10M-B-SB50	393" [10m]
MINCWF-4MFRPX-15M-B-SB50	590" [15m]

MATERIALS:	
BODY:	BLACK PVC, OIL RESISTANT
INSERTS:	BLACK PVC, OIL RESISTANT
CABLE:	18/4 AWM BLACK 90°C OIL RESISTANT
COUPLING:	NICKEL PLATED BRASS
CONTACTS:	GOLD PLATED COPPER ALLOY

APPROVALS:	
US	UL LISTED
CANADA	C-UL LISTED

CABLE RATED FOR 10MM FLEXES
AT BEND RADIUS OF 10x OD

PROPRIETARY AND CONFIDENTIAL
THE INFORMATION CONTAINED IN THIS DRAWING IS THE SOLE PROPERTY OF MENCOM CORPORATION. ANY REPRODUCTION IN PART OR AS A WHOLE WITHOUT THE WRITTEN PERMISSION OF MENCOM CORPORATION IS PROHIBITED.

VOLTS	300V
AMPS	5.5A
TEMP	90°C

SPECIFICATIONS

UNLESS OTHERWISE SPECIFIED:

DIMENSIONS ARE IN INCHES AND [MM]

MATERIAL

FINISH

DO NOT SCALE DRAWING

NAME	BEM
DRAWN	
CHECKED	
ENG APPR.	
MFG APPR.	
Q.A.	
COMMENTS:	

MENCOM CORPORATION

TITLE:

SIZE	DWG. NO.	REV
B	MINCWF-4MFRPX-ZZ-B-SB50	A

SCALE: 1:1 WEIGHT: SHEET 1 OF 1